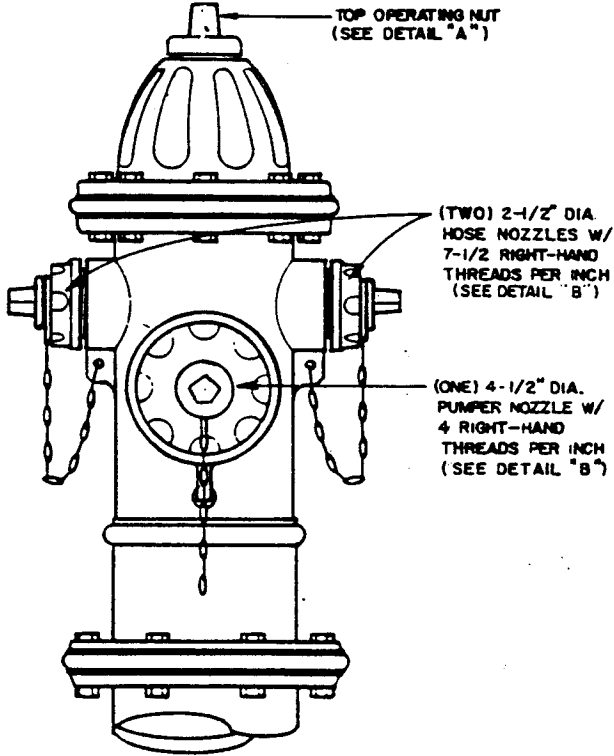


TOP (PLAN) VIEW




FACE VIEW

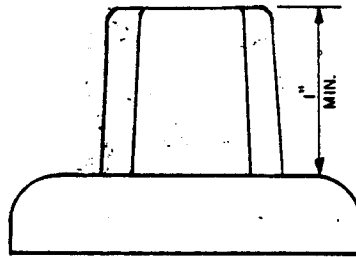
TOP OPERATING NUT  
(SEE DETAIL "A")

(TWO) 2-1/2" DIA.  
HOSE NOZZLES W/  
7-1/2 RIGHT-HAND  
THREADS PER INCH  
(SEE DETAIL "B")

(ONE) 4-1/2" DIA.  
PUMPER NOZZLE W/  
4 RIGHT-HAND  
THREADS PER INCH  
(SEE DETAIL "B")

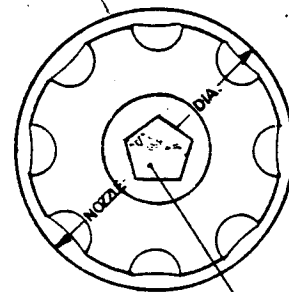


TOP (PLAN) VIEW



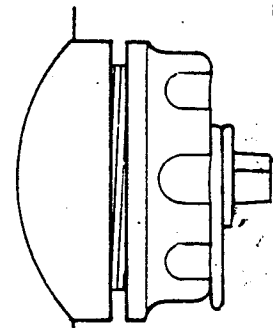
PROFILE

DETAIL "A" - OPERATING NUT



FACE VIEW

SEE DETAIL "A" FOR  
NUT DIMENSIONS



PROFILE

DETAIL "B" - NOZZLE DETAIL

CITY OF CRIPPLE CREEK  
WATER DEPARTMENT

FIRE HYDRANT SPECIFICATIONS

Drawn: L. OTTO	DATE: 11/82	Scale: NONE
Job No:	Sheet:	Scale: NONE
Revision:	Sheet:	Scale: NONE
Revision:	Sheet:	Scale: NONE