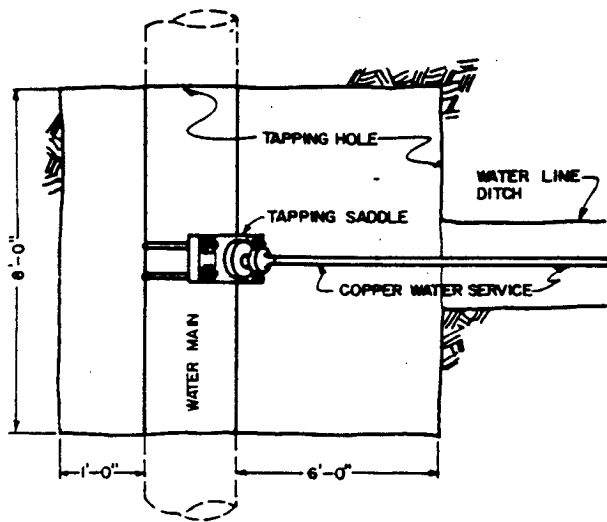
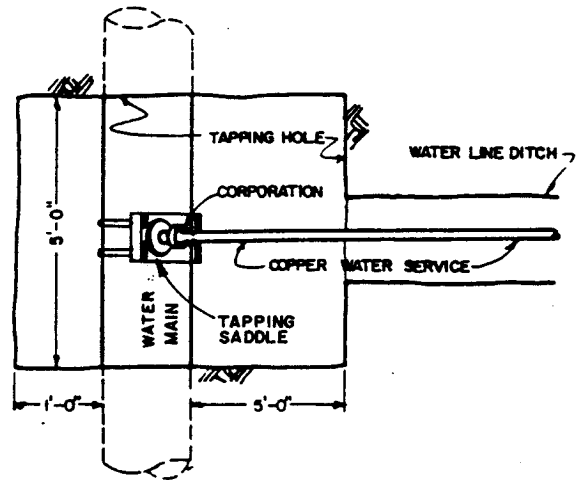


SERVICE TAPS 1/2" & 2"
TAPPING SADDLE

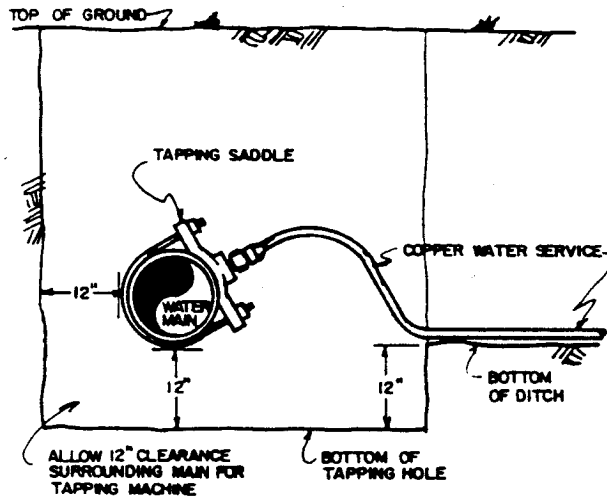


PLAN

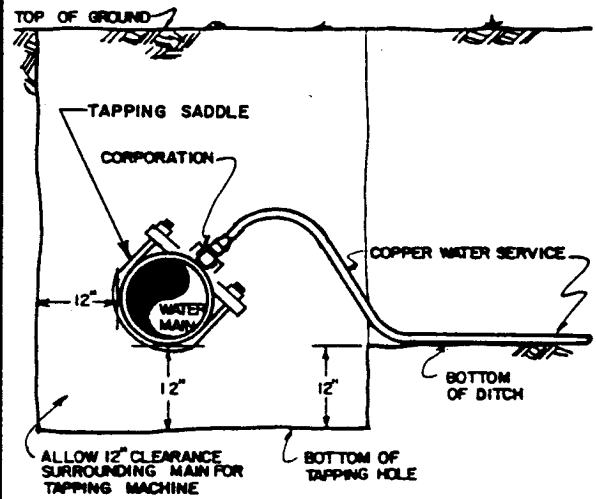
SERVICE TAPS 3/4" & 1"
CORPORATION ONLY



PLAN



ELEVATION



ELEVATION

NOTE:

DIRECT TAPS TO THE WATER MAIN SHALL BE MADE ONLY WHEN APPROVED BY THE DEPARTMENT. ALL TAPS SHALL USE TAPPING SADDLES. TAPPING SADDLES SHALL HAVE TWO STAINLESS STEEL BANDS WITH A BRASS OR BRONZE CORPORATION CONNECTION. (ROMAC OR APPROVED EQUIVALENT.)

CITY OF CRIPPLE CREEK
WATER DEPARTMENT

TAPPING DETAIL
3/4" THRU 2"

DESIGNED BY L. OTTO	DATE 08/03/00	DESIGNED BY	DATE
APPROVED BY	DATE	DRAWN BY	SCALE NONE
CHECKED BY	DATE	ISSUED BY	
REVISIONS			
NO. 1			