

7/27/2022 COVID-19 Update (data is as of 7/26/22).

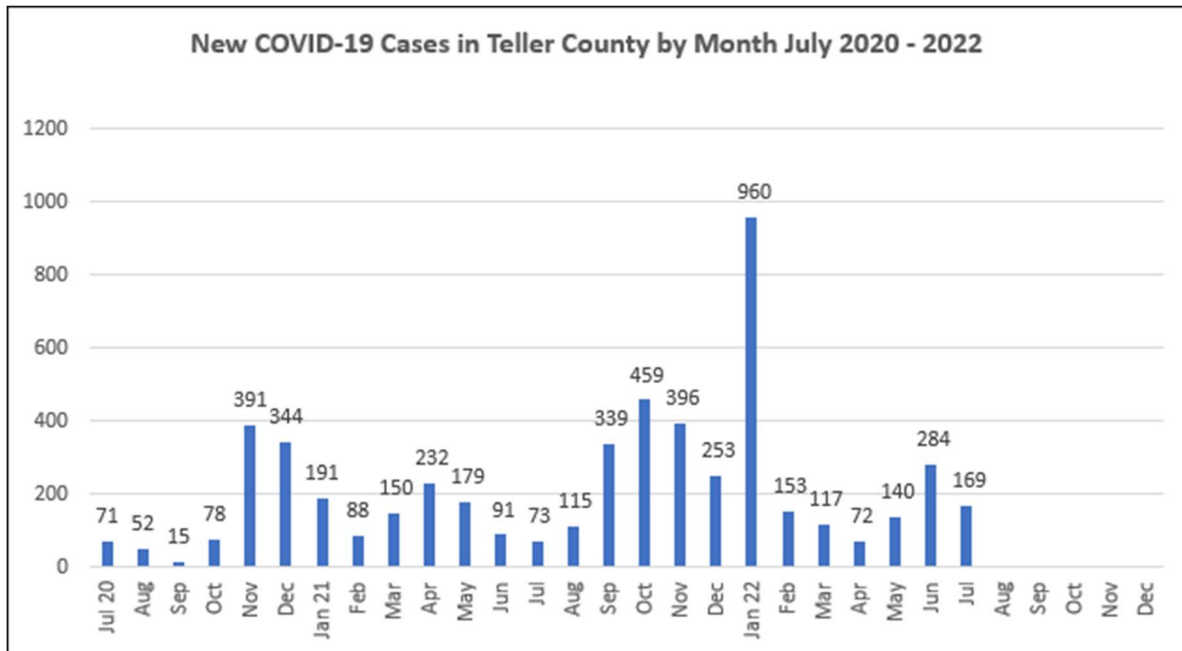
Summary:

Teller County’s numbers improved significantly in the past week. So far in July, 169 new cases have been added, averaging 6.5 cases per day, versus 7.2 cases per day last week. The three main metrics are all better this week, compared to last week’s report. CDPHE’s COVID-19 total case count for Teller County as of yesterday was 5,451, up 33 cases from last week’s figure of 5,418.

Important Metrics:

- **One Week Cumulative Incident Rate:** Status: BLUE (one of only four counties in the state). Was YELLOW 7/19. Current figure is 96.9, which is better than last week’s figure of 177.6.
- **Two Week Cumulative Incident Rate:** Status: ORANGE. Was RED 7/19. Current figure is 282.5, which is better than last week’s figure of 367.3. Under 25 is Green, Blue is 25 - < 75, YELLOW is > 75 – 175, ORANGE (High Risk) is >175 - 300, and RED is over 300 on the State Dial.
- **One Week Positivity Rate:** Status: YELLOW. Was RED 7/19. Current figure is 6.9%, which is better than last week’s figure of 11.7%. The goal is under 5%.

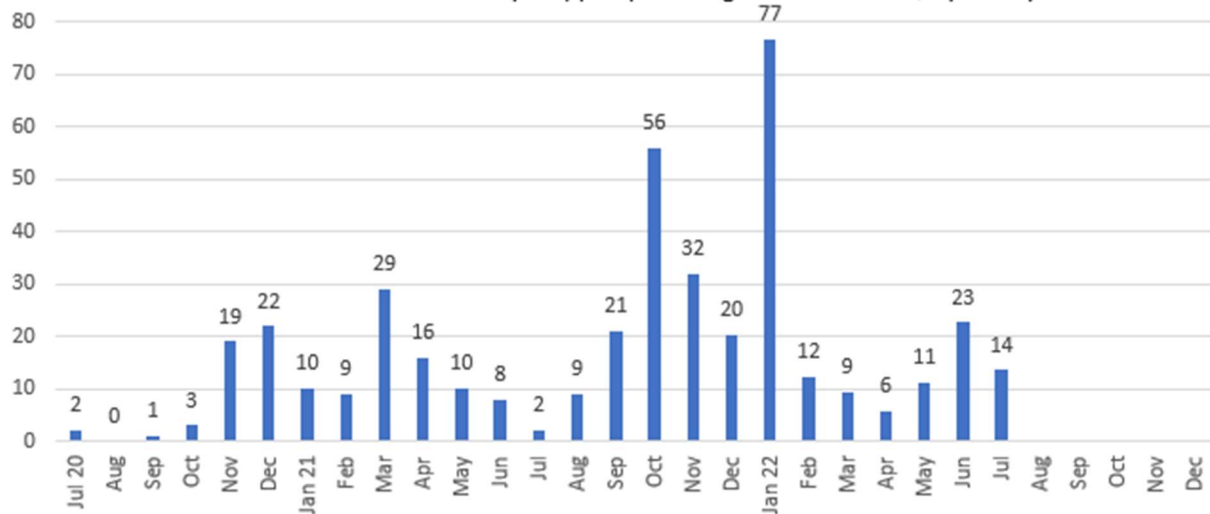
See charts below.



Cripple Creek - New COVID-19 Cases, By Month

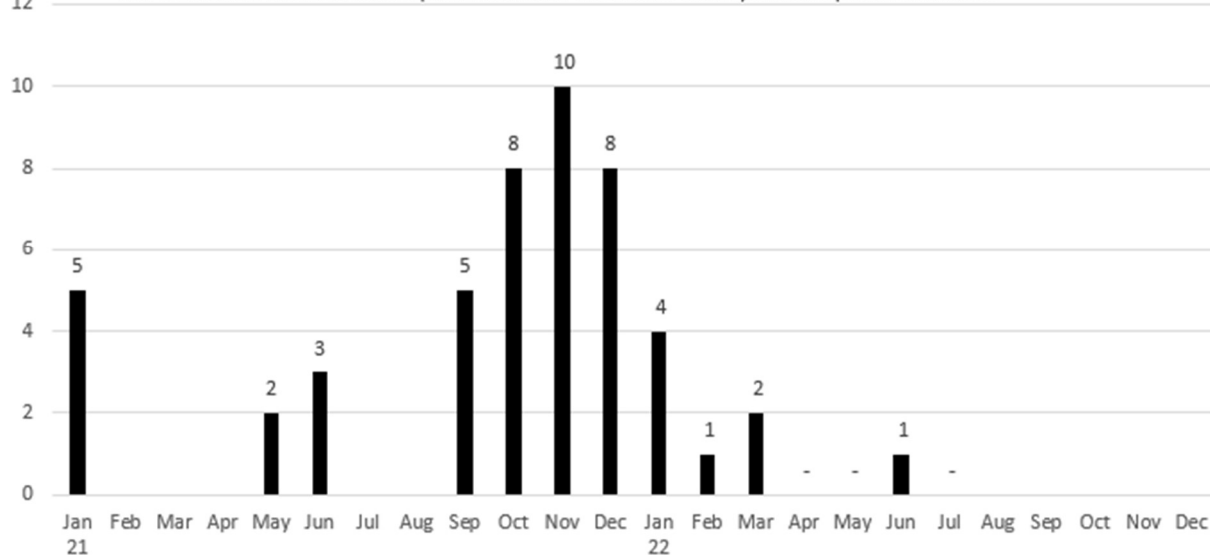
November 2021 and forward figures are an estimate, using 8% of total new case count.

This was done because Teller County stopped providing actual numbers, by entity.

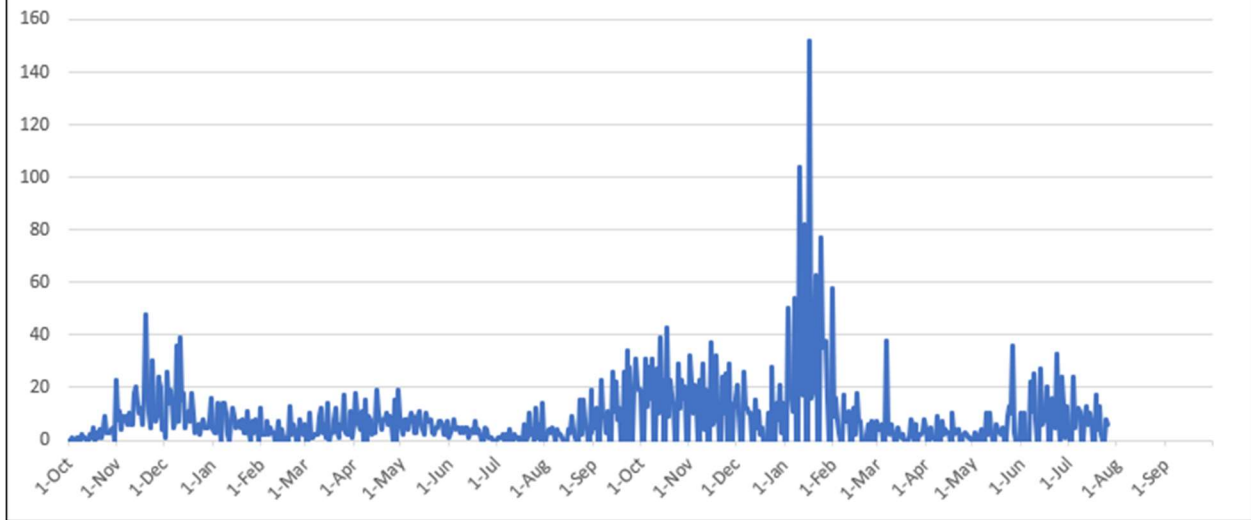


Teller County COVID-19 Deaths by Month 2021 and 2022

The 49 deaths in 2021 and 2022 represent 84.5% of the total 58 deaths, since the pandemic started.



Teller County - New Cases Per Day Oct. 1 2020 - July 2022



Teller County COVID-19 Total Cases Count, by Day, July 3rd 2020 - July 2022

