

8/3/2022 COVID-19 Update (data is as of 8/2/22).

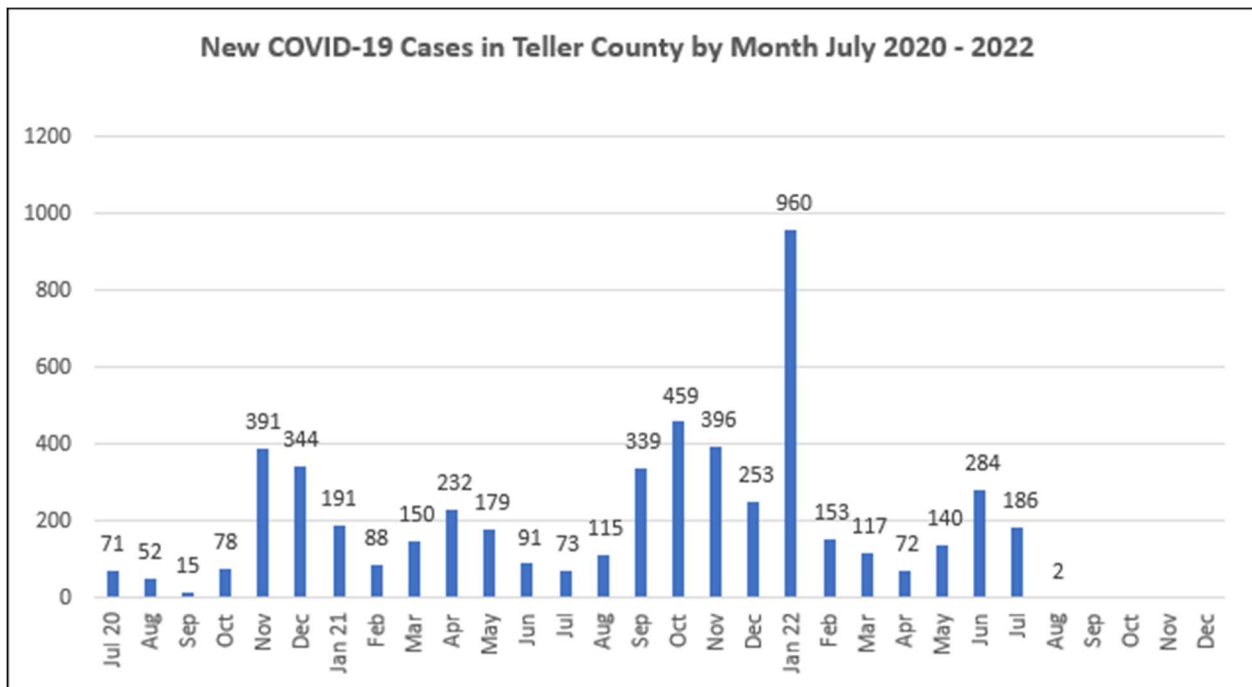
Summary:

Teller County’s total new case count for July was 186, down 98, or 34.5% from June. The three main metrics are all better this week, compared to last week’s report. CDPHE’s COVID-19 total case count for Teller County as of yesterday was 5,470, up 19 cases from last week’s figure of 5,451.

Important Metrics:

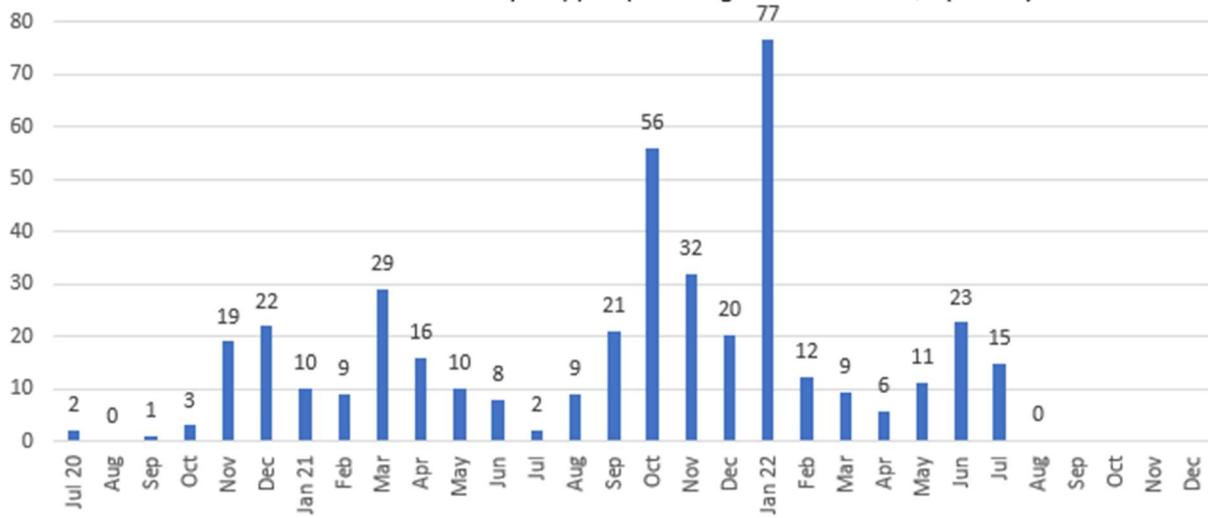
- **One Week Cumulative Incident Rate:** Status: BLUE. Was BLUE 7/26. Current figure is 72.6, which is better than last week’s figure of 96.9.
- **Two Week Cumulative Incident Rate:** Status: YELLOW. Was ORANGE 7/26. Current figure is 169.5, which is better than last week’s figure of 282.5. Under 25 is Green, Blue is 25 - < 75, YELLOW is > 75 – 175, ORANGE (High Risk) is >175 - 300, and RED is over 300 on the State Dial.
- **One Week Positivity Rate:** Status: YELLOW. Was YELLOW 7/26. Current figure is 6.8%, which is better than last week’s figure of 6.9%. The goal is under 5%.

See charts below.



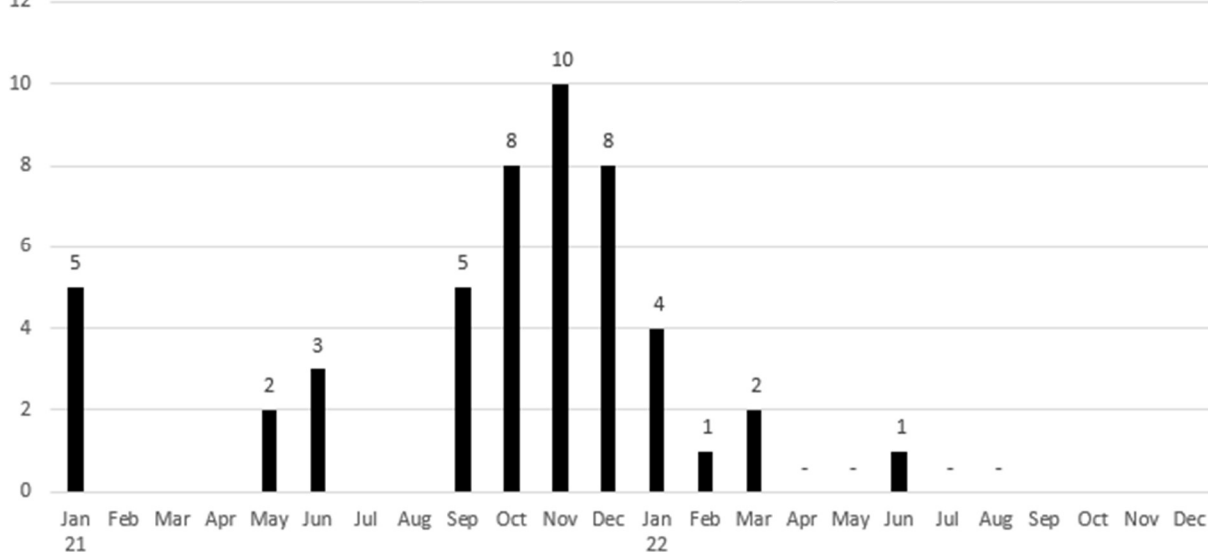
Cripple Creek - New COVID-19 Cases, By Month

November 2021 and forward figures are an estimate, using 8% of total new case count.
This was done because Teller County stopped providing actual numbers, by entity.

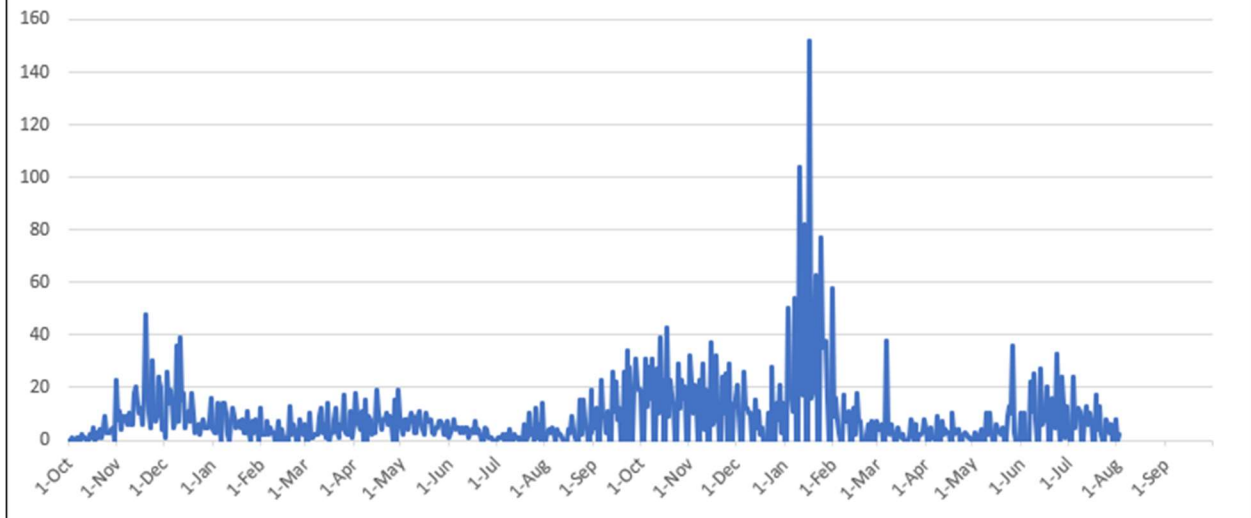


Teller County COVID-19 Deaths by Month 2021 and 2022

The 49 deaths in 2021 and 2022 represent 84.5% of the total 58 deaths, since the pandemic started.



Teller County - New Cases Per Day Oct. 1 2020 - August 2022



Teller County COVID-19 Total Cases Count, by Day, July 3rd 2020 - August 2022

