

9/28/2022 COVID-19 Update (data is as of 9/27/22).

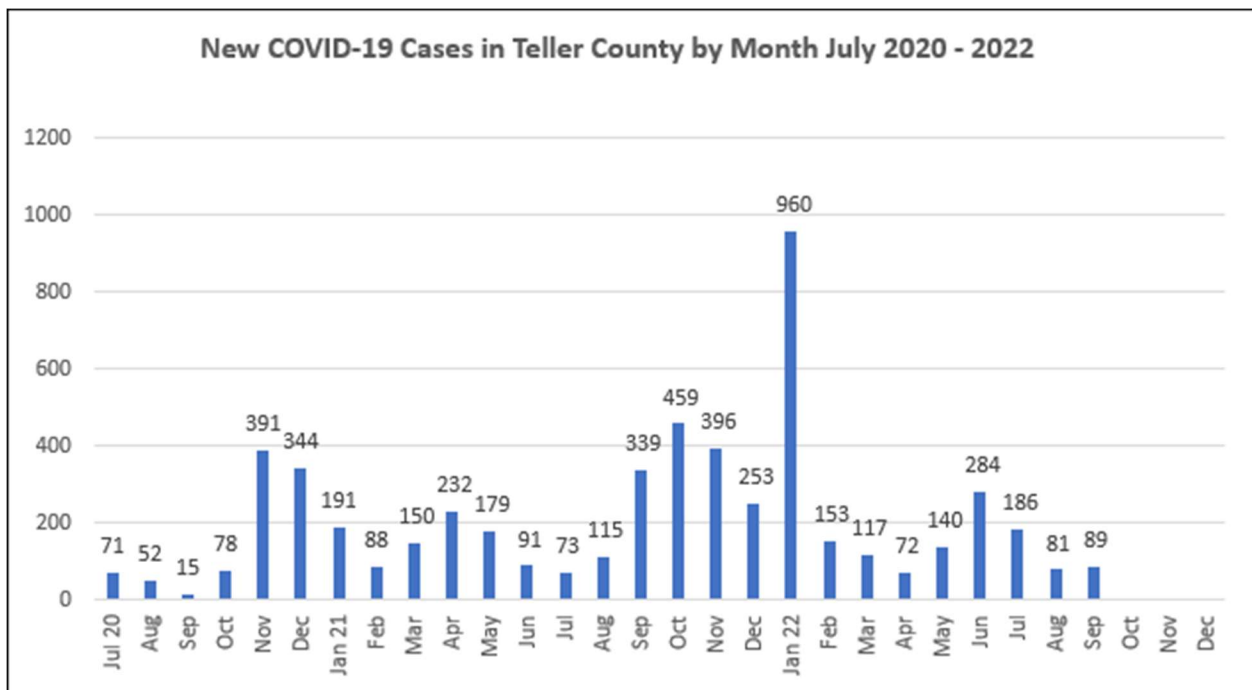
Summary:

So far in September, 89 new cases have been added, which surpasses August total of 81 cases. This week is averaging 3.3 cases per day, which is an increase from last week's 2.8. All three of the main metrics are worse this week, compared to last week's report. CDPHE's COVID-19 total case count for Teller County as of yesterday was 5,638, up 30 cases from last week's figure of 5,608.

Important Metrics:

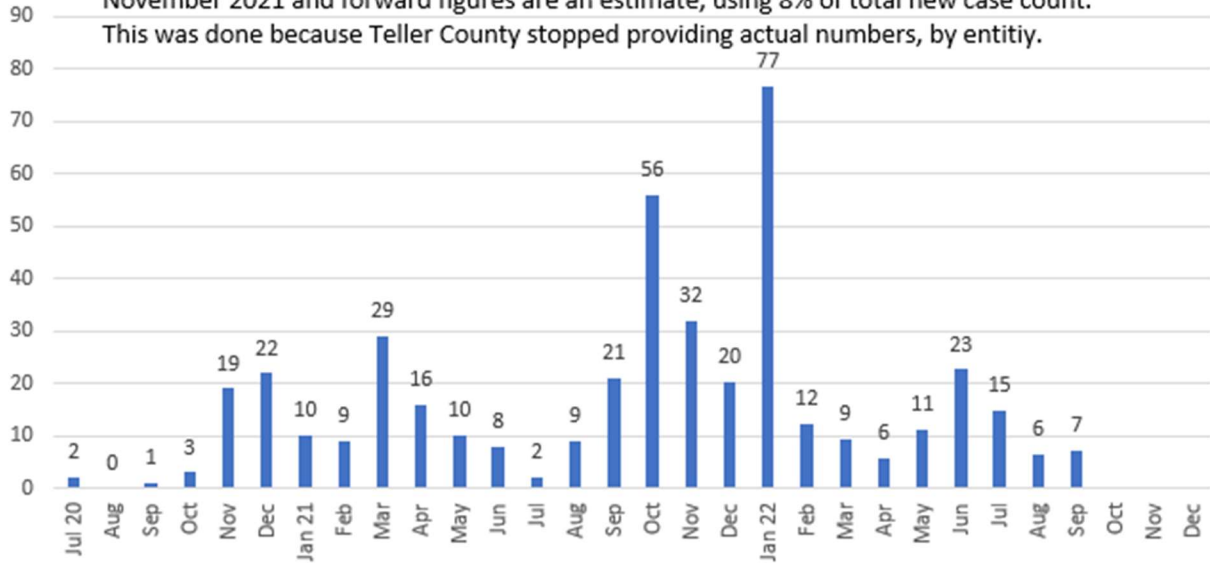
- **One Week Cumulative Incident Rate:** Status: YELLOW. Was BLUE 9/11. Current figure is 129.2, which is worse than last week's figure of 68.6.
- **Two Week Cumulative Incident Rate:** Status: ORANGE. Was YELLOW 9/21. Current figure is 209.9, which is worse than last week's figure of 129.2. Under 25 is Green, Blue is 25 - < 75, YELLOW is > 75 – 175, ORANGE (High Risk) is >175 - 300, and RED is over 300 on the State Dial.
- **One Week Positivity Rate:** Status: RED. Was BLUE 9/21. Current figure is 10.3%, which is worse than as last week's figure of 4.4%. The goal is under 5%.

See charts below.



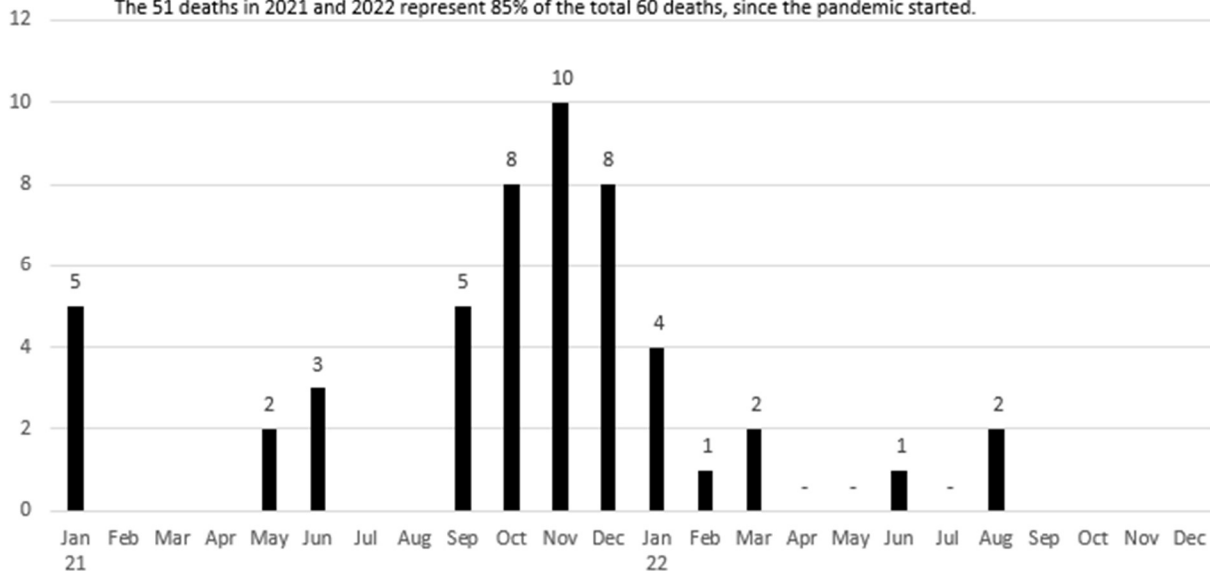
Cripple Creek - New COVID-19 Cases, By Month

November 2021 and forward figures are an estimate, using 8% of total new case count.
This was done because Teller County stopped providing actual numbers, by entity.

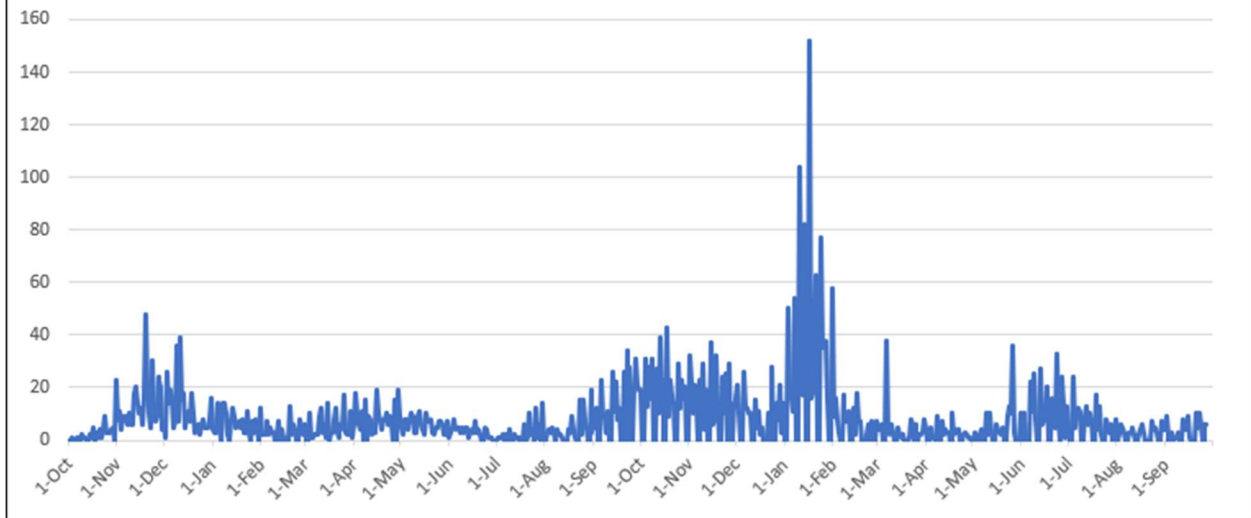


Teller County COVID-19 Deaths by Month 2021 and 2022

The 51 deaths in 2021 and 2022 represent 85% of the total 60 deaths, since the pandemic started.



Teller County - New Cases Per Day Oct. 1 2020 - September 2022



Teller County COVID-19 Total Cases Count, by Day, July 3rd 2020 - September 2022

