

11/17/2022 COVID-19 Update (data is as of 11/16/22).

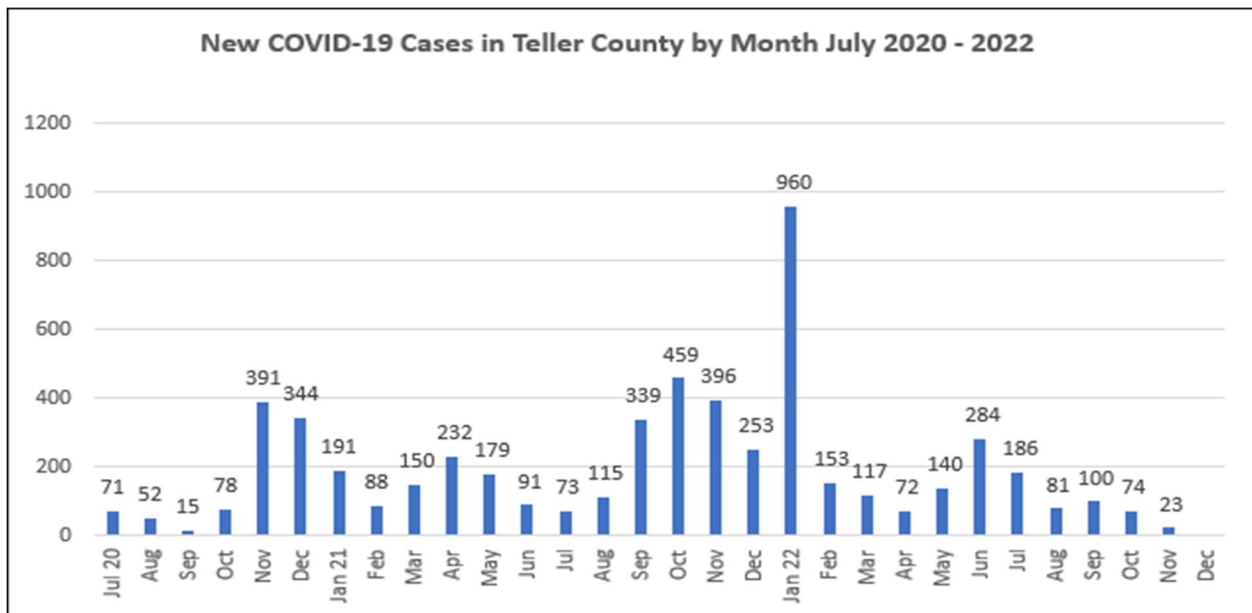
Summary:

Beginning in November, CDPHE is updating new case counts, etc. once a week vs. daily. In the first sixteen days of November 23 new cases have been added, for a daily average of 1.43, which is an increase over last week's figure of 1.25. One of the three main metrics are better this week, compared to last week's report. CDPHE's COVID-19 total case count for Teller County as of yesterday was 5,745, up 13 cases from last week's figure of 5,732.

Important Metrics:

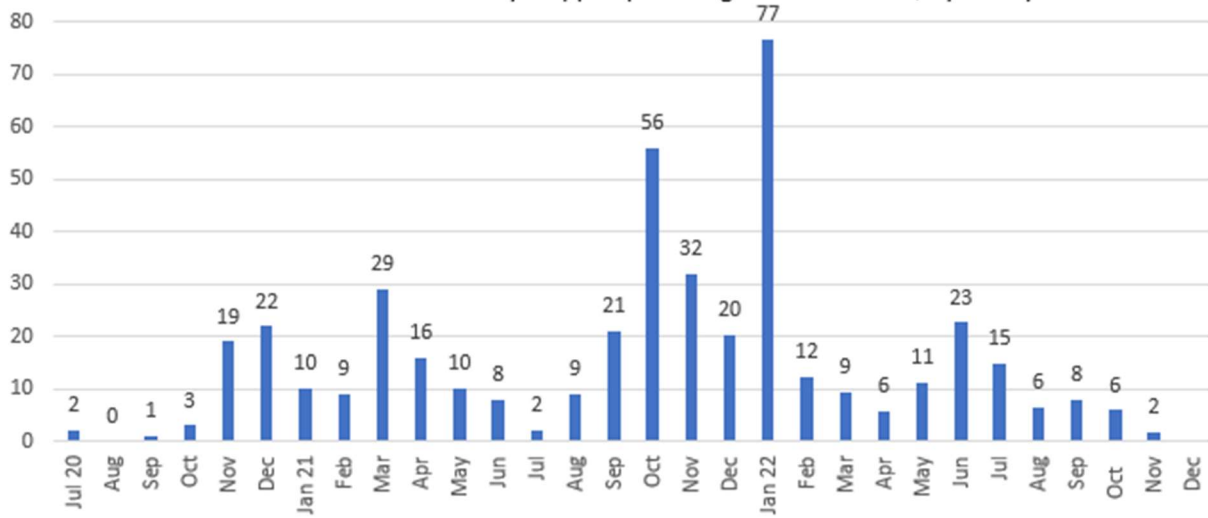
- **One Week Cumulative Incident Rate:** Status: BLUE. Was BLUE 11/9. Current figure is 48.4, which is worse than last week's figure of 40.4.
- **Two Week Cumulative Incident Rate:** Status: YELLOW. Was YELLOW 11/9. Current figure is 109, which is worse than last week's figure of 104.9. Under 25 is Green, Blue is 25 - < 75, YELLOW is > 75 – 175, ORANGE (High Risk) is >175 - 300, and RED is over 300 on the State Dial.
- **One Week Positivity Rate:** Status: RED. Was RED 11/9. Current figure is 13.5%, which is better than as last week's figure of 14.3%. The goal is under 5%.

See charts below.



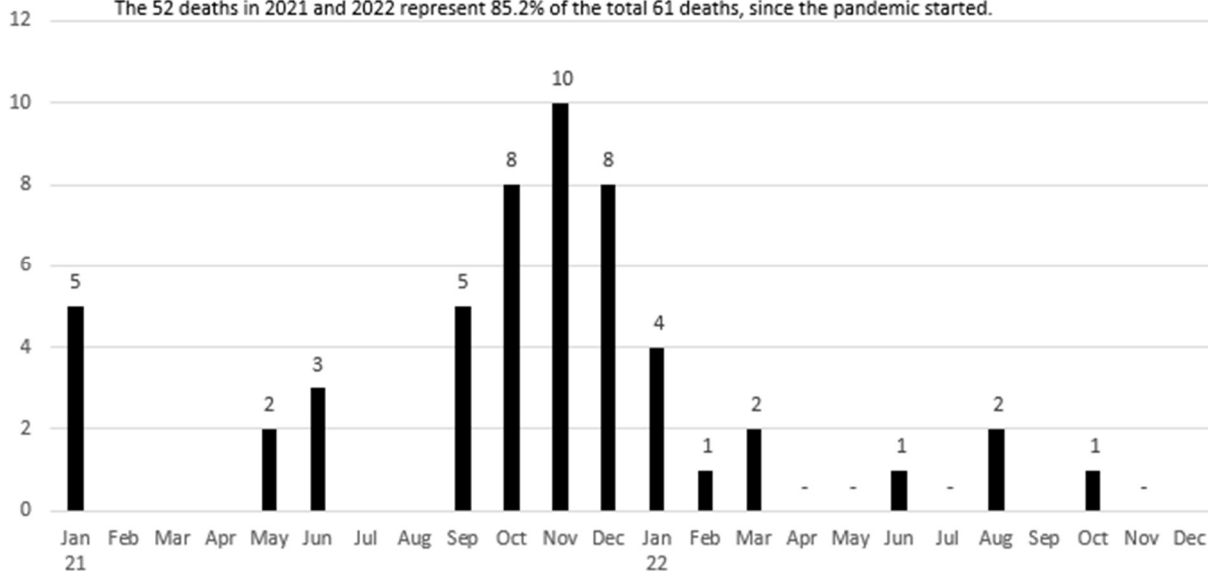
Cripple Creek - New COVID-19 Cases, By Month

November 2021 and forward figures are an estimate, using 8% of total new case count. This was done because Teller County stopped providing actual numbers, by entity.

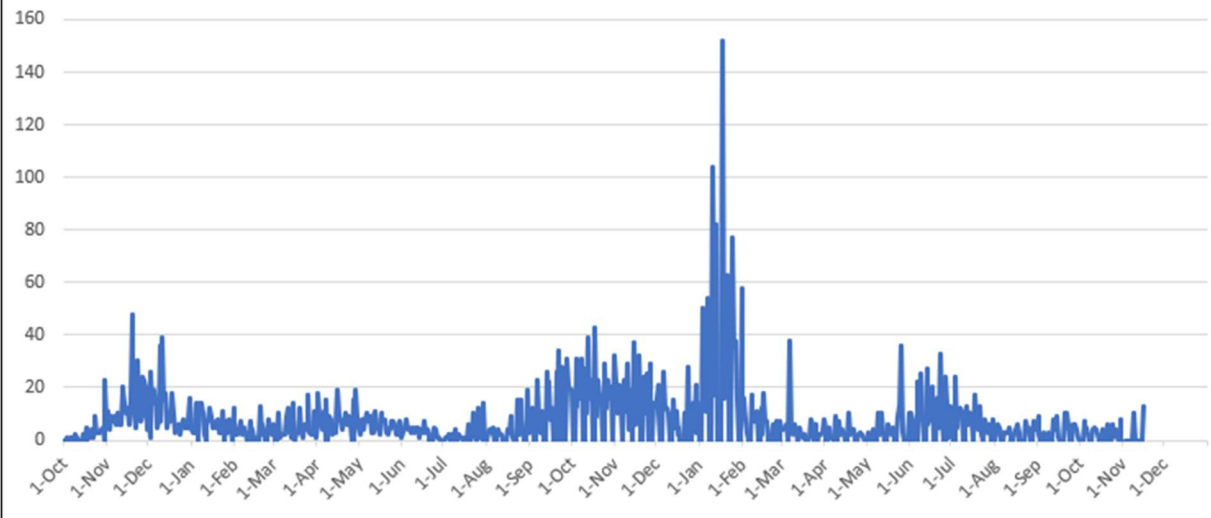


Teller County COVID-19 Deaths by Month 2021 and 2022

The 52 deaths in 2021 and 2022 represent 85.2% of the total 61 deaths, since the pandemic started.



Teller County - New Cases Per Day Oct. 1 2020 - November 2022



Teller County COVID-19 Total Cases Count, by Day, July 3rd 2020 - November 2022

