

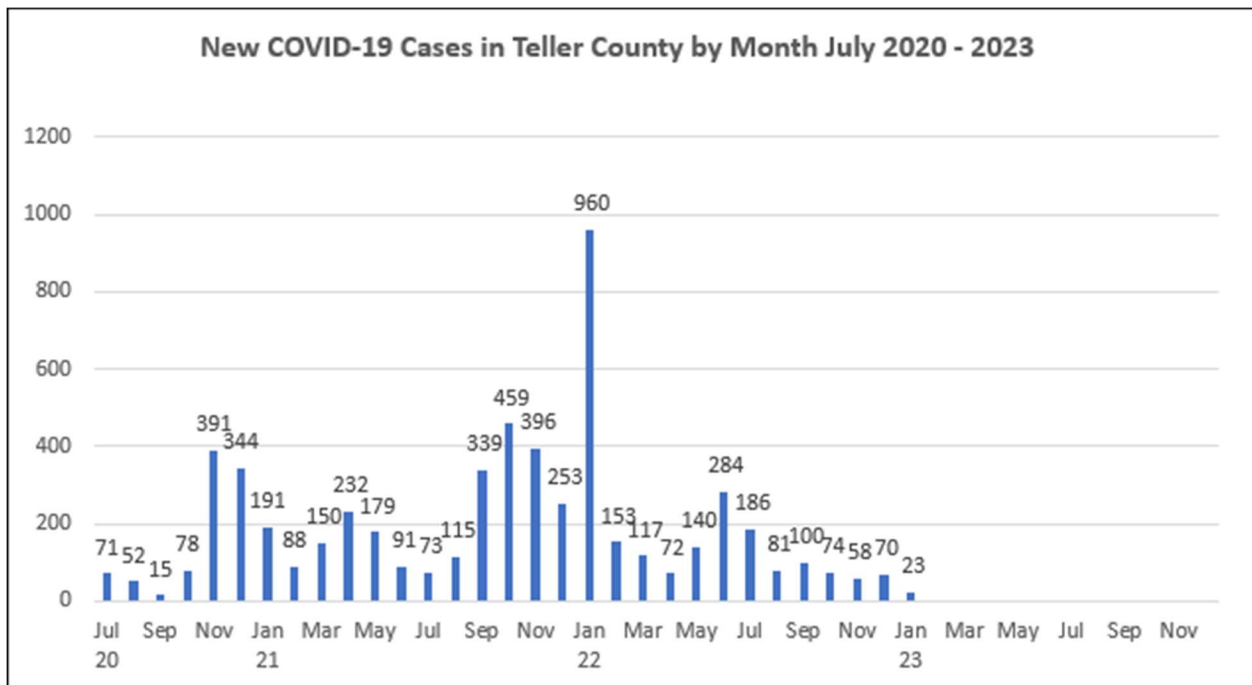
1/19/2023 COVID-19 Update (data is as of 1/18/23).

Summary:

Twenty-three new cases have been reported in January. CDPHE’s COVID-19 total case count for Teller County as of yesterday was 5,873, up 5 from last week. Unfortunately, two Teller County resident passed away from COVID last week, bringing the total number of deaths to 67. All three main metrics are better this week, compared to the January 12th report.

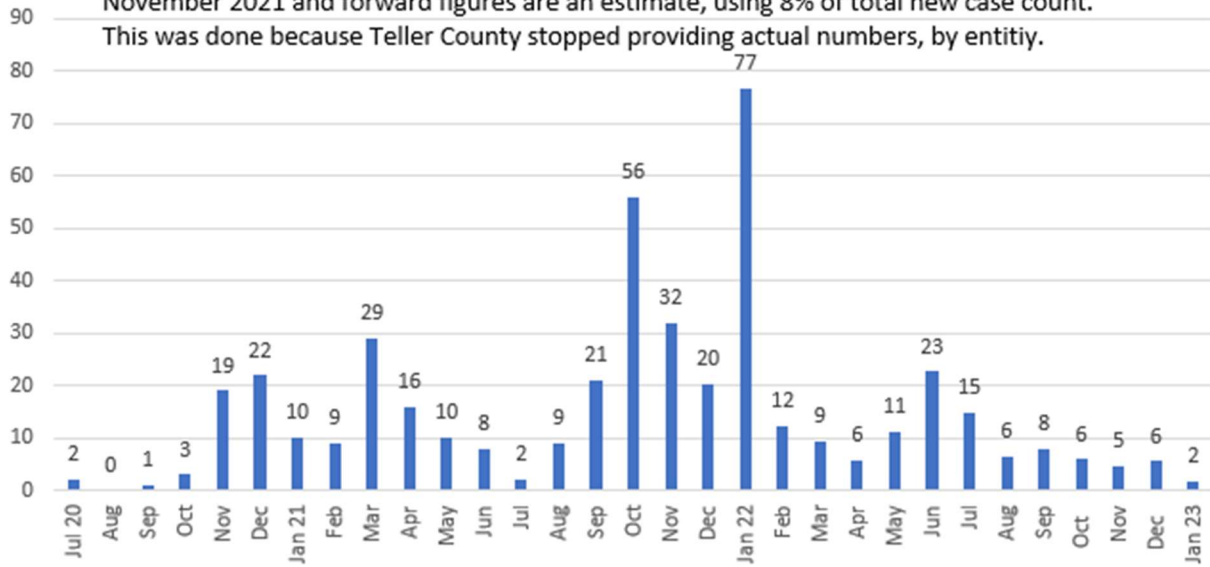
Important Metrics:

- **One Week Cumulative Incident Rate:** Status: GREEN. Was GREEN 1/12. Current figure is 20.1, which is better than last week’s figure of 24.1.
- **Two Week Cumulative Incident Rate:** Status: BLUE. Was BLUE 1/12. Current figure is 36.1, which is better than last week’s figure of 60.2. Under 25 is Green, Blue is 25 - < 75, YELLOW is > 75 – 175, ORANGE (High Risk) is >175 - 300, and RED is over 300 on the State Dial.
- **One Week Positivity Rate:** Status: YELLOW. Was YELLOW 1/12. Current figure is 7.0%, which is better than as last week’s figure of 7.1%. The goal is under 5%.



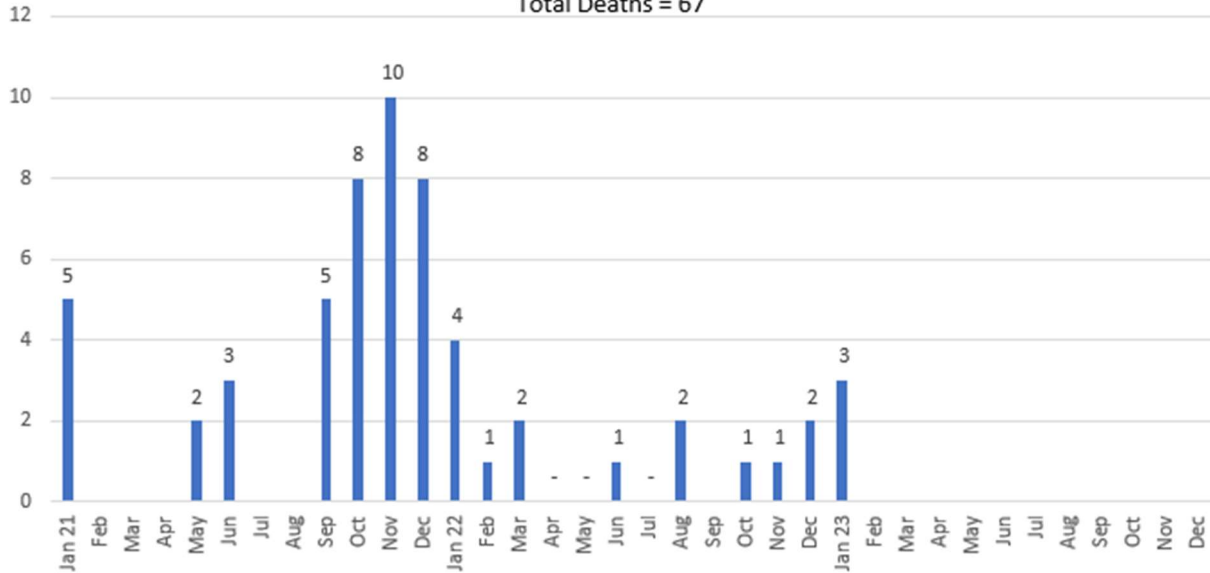
Cripple Creek - New COVID-19 Cases, By Month

November 2021 and forward figures are an estimate, using 8% of total new case count.
This was done because Teller County stopped providing actual numbers, by entity.

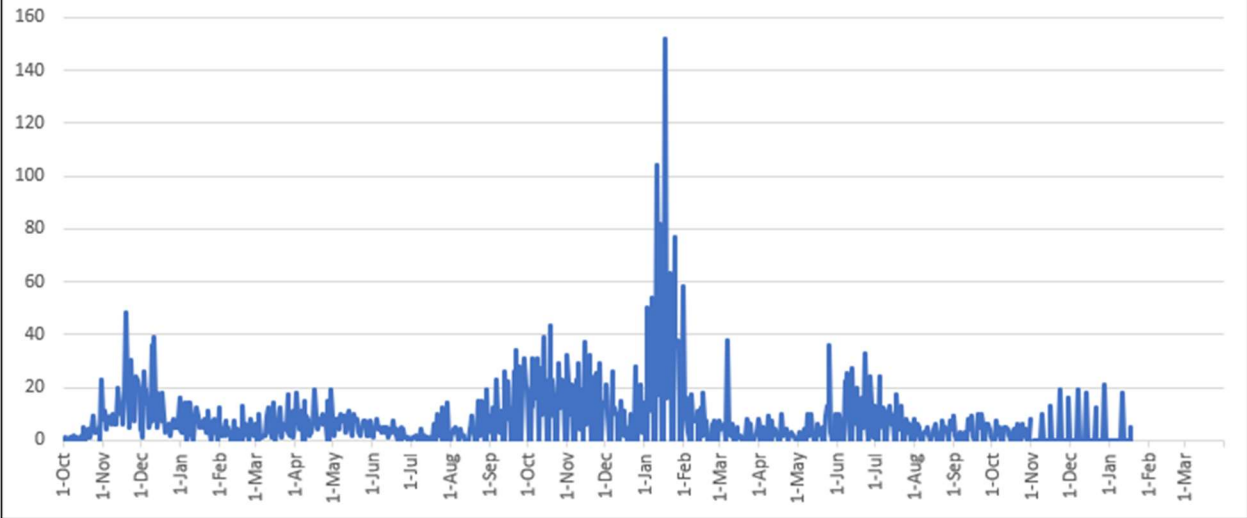


Teller County COVID-19 Deaths, by Month, 2021 - 2023

Total Deaths = 67



Teller County - New Cases Per Day Oct. 1 2020 - January 2023



Teller County COVID-19 Total Cases Count, by Day, July 3rd 2020 - January 2023

